

---

# Crabs Cavity Prelim Design

R. Calaga (BNL)

R. Tomás, F. Zimmermann (CERN)

September 19, 2006

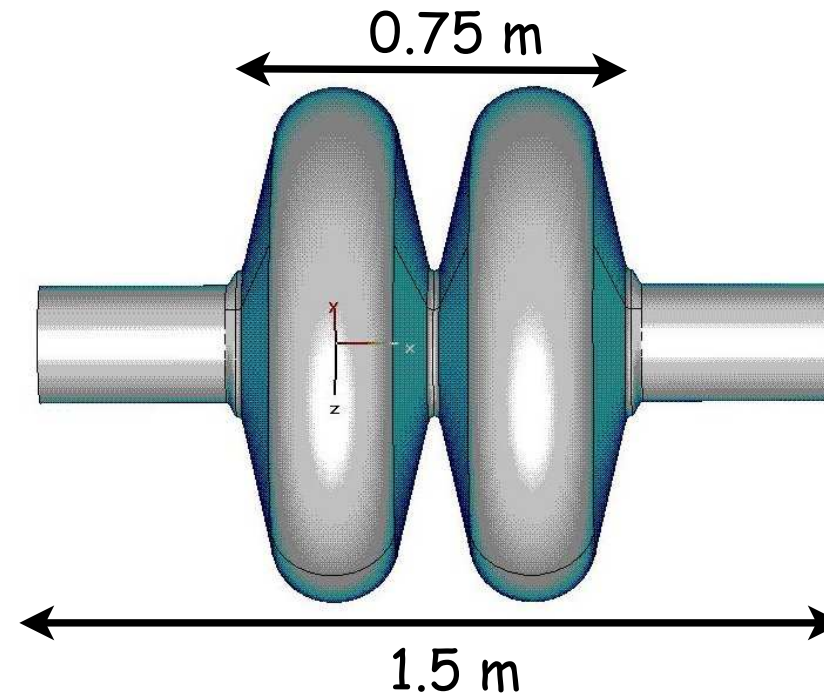
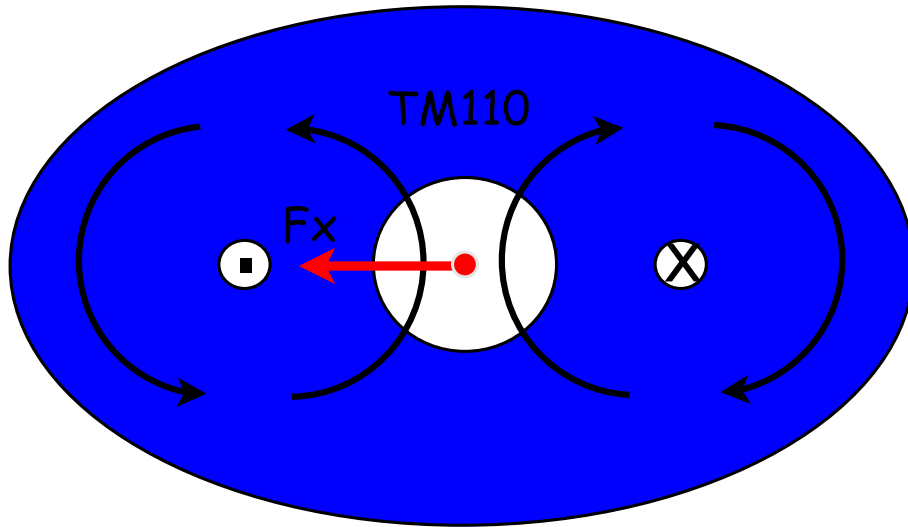
---

# Topics

---

- Baseline Design (400 MHz)
- Orbit Oscillations & Tune Spread
- Emittance Growth (WIP)
- CC Longitudinal and Transverse Impedance (WIP)
- Possible Exotic Schemes (WIP)

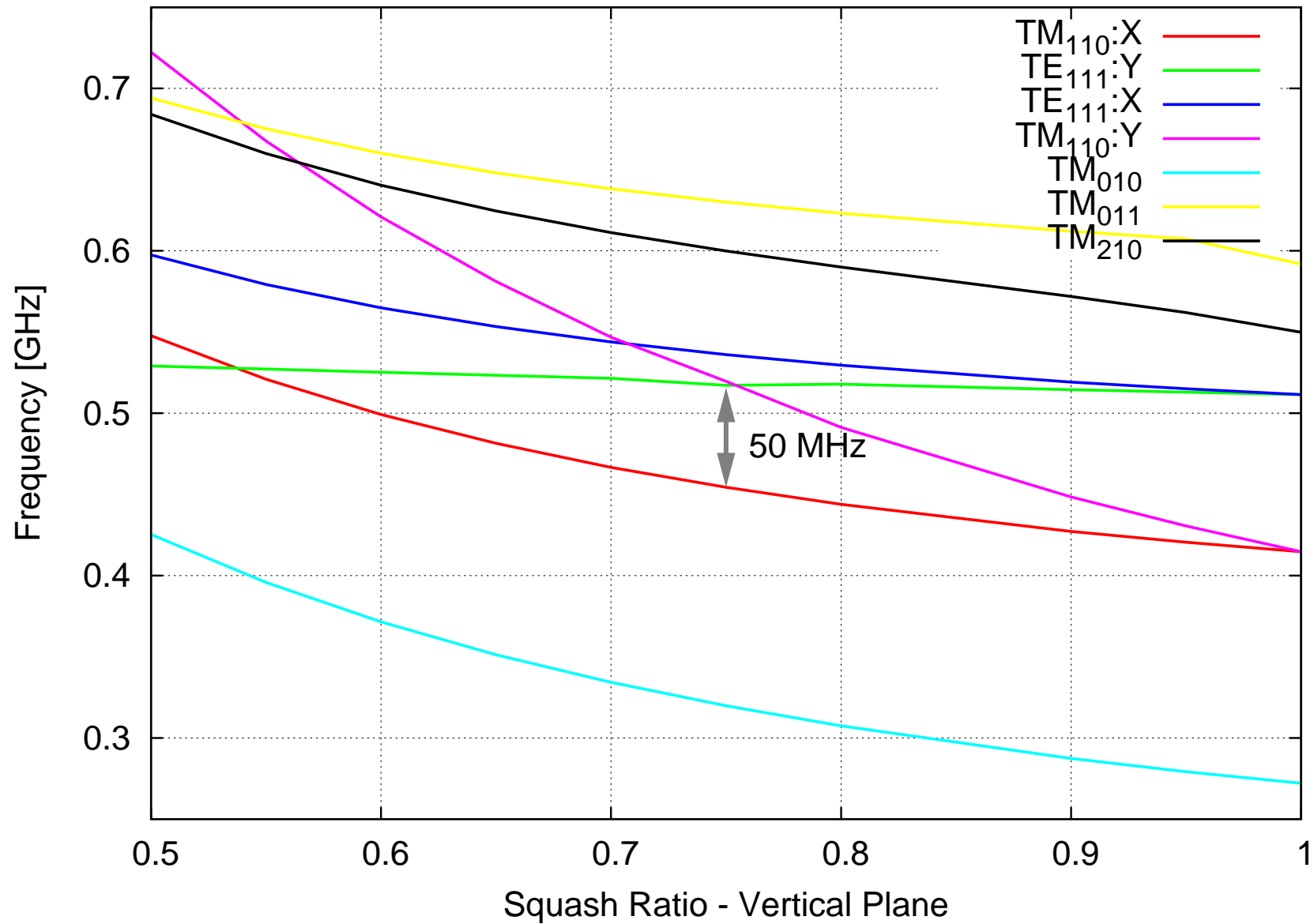
# Baseline: Elliptical & Squashed



Half Cell Length, $L = \frac{\lambda\beta}{4}$	18.75 [cm]
Two Cells + Beam Pipe	$\sim 1.5$ [m]
Horizontal Eq. Radius, $R_{iris}$	53 [cm]
Horizontal Eq. Radius, $R_{iris}$	37.5 [cm]
Squash Ratio	0.75
Beam Pipe Radius	15 [cm]
Wall Angle, $\alpha$	$\sim 6$ [deg]
Equator Dome Radius	12.0 [cm]
Cavity Beta, $\beta = \frac{v}{c}$	1.0

- 8 mrad crossing angle: 111 M
- Requires:  $\sim 46$  Cells (2.5 MV/
- Longitudinal Space: 35 m

# Parastic Mode Separation



## RF Parameters

---

$$F_{\perp} = e(\vec{E} + c\vec{\beta} \times \vec{B})$$

$$V_{\perp} = \sqrt{\omega U \frac{R_{\perp}}{Q_0}}$$

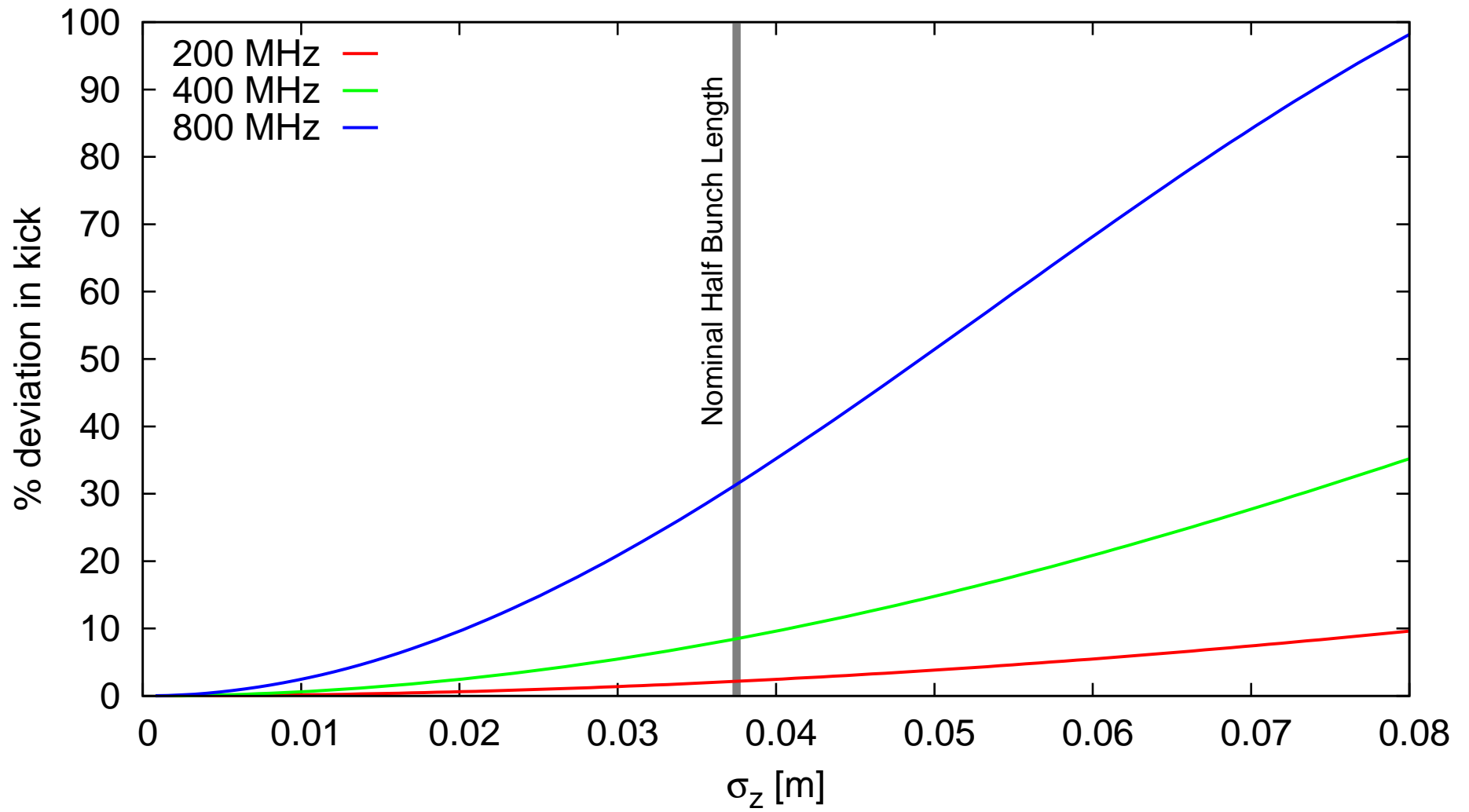
$$\frac{R_{\perp}}{Q_0} = \frac{1}{(kr)^2 \omega U} \int_0^L E_{z(r=r_0)} e^{ikz} dz$$

$$V_{crab} = \frac{cE_0 \tan(\theta_C/2)}{\omega_{RF} \sqrt{\beta_{crab} \beta^*}} \quad \{\sigma_z \ll \lambda_{RF}\}$$

Frequency [MHz]	400
Number of cells	2×2, 4×2
R/Q [Ω]	95
Q <sub>0</sub> BCS @ 2K	10 <sup>9</sup>
Beam Power [kW/mm]	~ 25
E <sub>p</sub> /B <sub>kick</sub>	??
H <sub>p</sub> /B <sub>kick</sub> [mT/MV/m]	??
cell to cell coupling	??%
k <sub>  </sub> (σ <sub>z</sub> = 1cm) [V/pC]	??
k <sub>⊥</sub> (σ <sub>z</sub> = 1cm) [V/pC/m]	??

# RF Curvature

---



# Orbit Oscillation & Tune Spread

